

class *range*

classical machines for the advanced joinery



All “Made in SCM Italy”

From casting iron to finished product.

Come see our production plants and touch the quality of SCM machines; you will be our guest.





APP Thundercut

Technology at your fingertips

SCM Thundercut is the Optimizer/Sequencer App for mobile devices that allows to optimize the panel surface and guides the operator through the cutting sequence.

High cut speed execution, less material waste and mistake odds minimized, even for not skilled workers!

Download it now from the AppStore and Google Play:

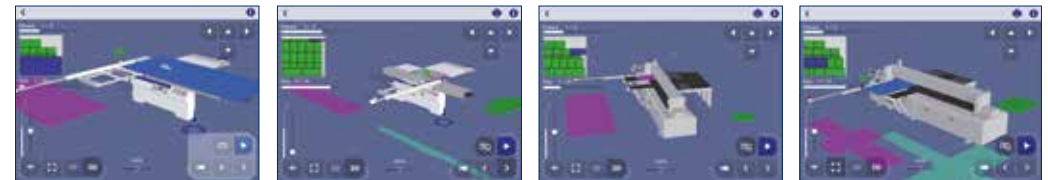
SCM Thundercut



You can manage your circular saws fleet, the material warehouse and many project you are working on.



The 3D sequencer, thanks to its simple and clear design, suggest the ideal settings of the machine for every single cut to be executed.



The App is available for circular saws, circular saws with movable blade unit, saw-shaper combination machines and universal combination machines (you will find the QR code to activate the App in each new machine).



SCM CLASSICAL MACHINES, QUALITY EVEN MORE GUARANTEED

Since 1952, SCM has been leader in the design and production of woodworking machines.

We are getting closer to reach 70 years of company history by offering to our customers knowledge and advanced technologies that distinguish **L'invincibile, class** and **nova** classical machines. Different ranges united by the strength points: performance, ease-of-use and certified quality. We believe so much in the reliability of our machines to offer to our customers the possibility to have a **warranty extended up to 2 years***. An extra peace of mind for small artisans workshops and joineries who see SCM as the ideal partner to grow their business.

To activate the 2-year warranty extension, it is compulsory to register on-line the machine on the website:


scmwood.com/warranty-extension

*Check the models of machines that can take advantage of the initiative on the website:

scmwood.com/joinery-machines



circular saw with tiltable blade class px 350i



Blade tilting up to 46°.

		class px 350i
Max. saw blade diameter	mm	350
Max. saw blade projection from the table at 90°/45°	mm	105/72
Saw blade rotating speed	rpm	4000
Squaring stroke	mm	2600 ÷ 3800
Cutting width on rip fence	mm	1300
Three-phase motor power starting from	kW/Hz	5,5 (6,6) / 50 (60)

Find the complete technical specification at page 25



class px 350i



Saw Unit
optimal finish



Rear Stop
immediate
positioning



Ready
simple and rapid
programmings



SCM
Thundercut
Optimizer/
Sequencer App

Circular saw with mobile carriage and tiltable blade up to 46° to operate in safety with working space reduced up to 50% compared to a traditional circular saw.


class px 350i operating groups and main devices




Simple and rapid
Programmed movement with the
"Ready" mobile control panel.



Sturdy telescopic squaring fence with the tilted metric scale towards the operator and the 2 reversible stop: panels squaring up to 2500x3000 mm (3200x3200 mm as option). The fixed table of large dimensions guarantees a stable panel support when machined.



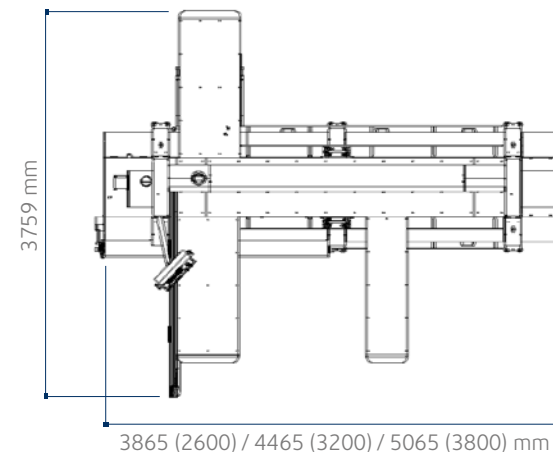
Digital readouts
available for squaring fence, fence for angular
cutting and device for rip cuts.
(option)



Immediate and precise positioning
thanks to the powered and
programmed rear stop.




class px 350i technical data



- ☐ Standard
- Option

Enlarged rear table
equipped with 2 powered stops
distributed on a length of 2000 mm,
it simplifies the cutting of long and
narrow panels.
(option)

Fence for angular cutting
It includes two
reversible stops.
(option)



TECHNICAL DATA		class px 350i
Blades tilting		90° ÷ 46°
Max. saw blade diameter	mm	350
Max. saw blade projection from the table at 90°/45°	mm	105/72
Max. saw blade rotating speed	rpm	4000
Squaring stroke	mm	2600 ÷ 3800
Cutting width on rear fence	mm	1300
Max. telescopic fence extension	mm	2500
Max. feed speed of blade carriage	m/min	40
other technical features		
"SCM Thundercut" Optimizer/Sequencer App		S
Three-phase motor 5,5 kW (7,5 hp) 50 Hz - 6,6 kW (8 hp) 60 Hz		S
Three-phase motor 7 kW (9 hp) 50 Hz - 7 kW (9 hp) 60 Hz		O
Exhaus hoods diameter	mm	1 x 120 ; 2 x 100

PROMPT AND EXPERT TECHNICAL SUPPORT THROUGH A NETWORK OF 1000 TECHNICIANS AND AN INVENTORY OF 36,000 SPARE PARTS.

HIGHLY SPECIALISED TECHNICIANS, EFFICIENT
MANAGEMENT AND 6 SPARE PARTS BRANCHES
AROUND THE WORLD GUARANTEE A CLOSE,
SAFE AND EFFECTIVE TECHNICAL SUPPORT.

SERVICE

SCM provides a service that goes beyond the purchase, to guarantee the long term performance of your technological production system and peace of mind for your business.

A COMPLETE RANGE OF AFTER-SALES SERVICES

- installation and start-up of machines, cells, lines and systems
- tailored training programs
- telephone support to reduce times and costs when machines are not working
- preventive maintenance programs to guarantee long term performance
- complete renovation of machines and plants to renew the added value of the investments
- custom upgrading to update machines and plants and meet new production requirements



SPARE PARTS

SCM Group can count on 140 spare parts professionals worldwide to meet any request with real time shipments.



36,000 SPARE PARTS

Our spare parts inventory, with a value of 12 million euros, covers every single machine



SPARE PARTS GUARANTEED

We guarantee also hard to find parts, with 3,5 million euros invested in "critical" spare parts.



IMMEDIATE AVAILABILITY

Over 90% of orders received are carried out the same day thanks to the huge inventory available.



6 BRANCHES AROUND THE WORLD

The spare parts service can count on worldwide support (Rimini, Singapore, Shenzhen, Moscow, Atlanta, São Bento do Sul)



500 SHIPMENTS A DAY



THE STRONGEST WOOD TECHNOLOGIES ARE IN OUR DNA

SCM. A HERITAGE OF SKILLS IN A UNIQUE BRAND

Over 65 years of success gives SCM the centre stage in woodworking technology. This heritage results from bringing together the best know-how in machining and systems for wood-based manufacturing. SCM is present all over the world, brought to you by the widest distribution network in the industry.

65+ years history

3 main production sites in Italy

300.000 square metres of production space

20.000 machines manufactured per year

90% export

20 foreign branches

400 agents and dealers

500 support technicians

500 registered patents



In SCM's DNA also strength and solidity of a great Group. The SCM Group is a world leader, manufacturing industrial equipment and components for machining the widest range of materials.

SCM GROUP, A HIGHLY SKILLED TEAM EXPERT IN INDUSTRIAL MACHINES AND COMPONENTS

INDUSTRIAL MACHINERY

Stand-alone machines, integrated systems and services dedicated to processing a wide range of materials.



WOODWORKING TECHNOLOGIES



TECHNOLOGIES FOR PROCESSING COMPOSITE MATERIALS, ALUMINIUM, PLASTIC, GLASS, STONE, METAL

INDUSTRIAL COMPONENTS

Technological components for the Group's machines and systems, for those of third-parties and the machinery industry.



SPINDLES AND TECHNOLOGICAL COMPONENTS



ELECTRIC PANELS



METALWORK



CAST IRON



SCM GROUP SPA

via Casale 450 - 47826 Villa Verucchio, Rimini - Italy
tel. +39 0541 674111 - fax +39 0541 674274
scm@scmgroup.com
www.scmwood.com



00L0590133G