

gabbiani v vs vsi range

vertical panel saws



OUR VERTICAL HORIZONS



WITH US EFFICENCY REQUIRES A SMALL SPACE



6

GABBIANI V

10

GABBIANI VS

14

GABBIANI VSI

SUITABILITY




Thanks to the design that uses the work area in height, occupying only one wall, the vertical panel saws are adapted with extreme ease even for smaller environments, to meet diversified needs.

SAFETY



The vertical panel saw is a safe tool thanks to the covered casings that always avoids the direct contact of the operator with the blade carriages and the materials during every working phase.

VERSATILITY



A single operator is able to complete the job, thus guaranteeing an excellent investment even for companies with reduced personnel.

PRECISION



With an accuracy of 0,1 mm/m, quality that is unmatched by other cutting systems is always guaranteed.

CUSTOMIZATION



Multiple configurations and an extensive set of accessories ensure a high degree of customization.

20

Available options

24

Overall dimensions

TECHNICAL FEATURES OVERVIEW

TECHNOLOGICAL ADVANTAGES

VERTICAL PANEL SAW WITHOUT SCORING BLADE



Metric scale for horizontal cutting dimensions (std v, vs, vsi)



Saw blade carriage unit without scoring blade

Models with maximum cutting depth from 60 to 80 mm

- 3 different movements of the worktable:
- Manual
 - Electric
 - Pneumatic




Digital vertical measuring display (opt v, vs, vsi)



Sliding support for narrow pieces (opt v, vs, vsi)



V



Additional stop
(opt v, vs, vsi)



Digital horizontal
measuring display
(opt v, vs, vsi)



Mechanical positioners
for horizontal cuts
(std v, vs, vsi)



Lift-up rollers
(std v, vs, vsi)

AVAILABLE MODELS

GABBIANI V

Standard equipment



N° 4 mechanical positioners for horizontal cuts



Panels sliding by means of lift-up rollers

GABBIANI V 25M

Manual moving worktable, with visual marker

Tilting bar to support small panels



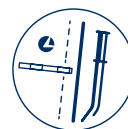
Electro welded frame



Phenolic coated bottom supports and lift-up rollers



Manual cutting execution



Manual moving worktable

GABBIANI V 32M

Manual moving worktable, with visual marker

Tilting bar to support small panels

N° 1 stop for vertical cuts



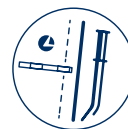
Electro welded frame



Phenolic coated bottom supports and lift-up rollers



Manual cutting execution



Manual moving worktable

GABBIANI V 42M

Manual moving worktable, with visual marker

Tilting bar to support small panels

N° 1 stop for vertical cuts



Electro welded frame



Phenolic coated bottom supports and lift-up rollers



Manual cutting execution



Manual moving worktable

GABBIANI V 25E

Automatic moving worktable ELECTRIC



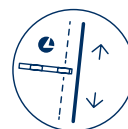
Electro welded frame



Phenolic coated bottom supports and lift-up rollers



Manual cutting execution



Automatic moving worktable

GABBIANI V 32E

Automatic moving worktable ELECTRIC

N° 1 stop for vertical cuts




Electro welded frame



Phenolic coated bottom supports and lift-up rollers



Manual cutting execution



Automatic moving worktable

GABBIANI V 42E

Automatic moving worktable ELECTRIC

Tilting bar to support small panels

N° 2 stops for vertical cuts



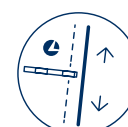
Electro welded frame



Phenolic coated bottom supports and lift-up rollers



Manual cutting execution



Automatic moving worktable

GABBIANI V 42A

Automatic moving worktable PNEUMATIC

Tilting bar to support small panels

N° 2 stops for vertical cuts

Sliding support for narrow pieces




Electro welded frame



Phenolic coated bottom supports and lift-up rollers



Automatic cutting execution



Automatic moving worktable

GABBIANI V 53E

Automatic moving worktable ELECTRIC

Tilting bar mm 4580 divided in 2 parts to support small panels

N° 2 stops for vertical cuts

Additional lower stop




Electro welded frame



Phenolic coated bottom supports and lift-up rollers



Manual cutting execution



Automatic moving worktable

GABBIANI V 53A

Automatic moving worktable PNEUMATIC

Tilting bar mm 4580 divided in 2 parts to support small panels

N° 1 stop for vertical cuts

Additional lower stop




Electro welded frame



Phenolic coated bottom supports and lift-up rollers



Automatic cutting execution



Automatic moving worktable

TECHNICAL FEATURES OVERVIEW

TECHNOLOGICAL ADVANTAGES

VERTICAL PANEL SAW WITH PAIRED SCORING UNIT WITH 2 SAW BLADES



Metric scale for horizontal cutting dimensions (std v, vs, vsi)



3 different movements of the worktable:

- Manual
- Electric
- Pneumatic



Sliding support for narrow pieces (opt v, vs, vsi)

VS



Saw carriage with paired main and scoring blade

Control panel



Additional stop (opt v, vs, vsi)



Mechanical positioners for horizontal cuts (std v, vs, vsi)



Lift-up rollers (std v, vs, vsi)



AVAILABLE MODELS

GABBIANI VS

Standard equipment



Scoring unit with 2 paired saw blades



Panels sliding by means of lift-up rollers



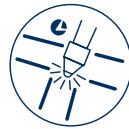
Tilting bar to support small panels

GABBIANI VS 32M

Manual moving worktable, with visual marker

N° 4 positioners for horizontal cuts

N° 1 stop for vertical cuts



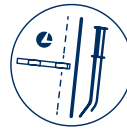
Electro welded frame



Phenolic coated bottom supports and lift-up rollers



Manual cutting execution



Manual moving worktable

GABBIANI VS 42M

Manual moving worktable, with visual marker

N° 4 positioners for horizontal cuts

N° 1 stop for vertical cuts



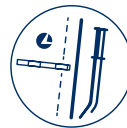
Electro welded frame



Phenolic coated bottom supports and lift-up rollers



Manual cutting execution



Manual moving worktable

GABBIANI VS 32E

Automatic moving worktable: ELECTRIC

N° 4 positioners for horizontal cuts

N° 1 stop for vertical cuts



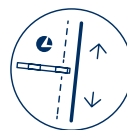
Electro welded frame



Phenolic coated bottom supports and lift-up rollers



Manual cutting execution



Automatic moving worktable

GABBIANI VS 42E

Automatic moving worktable: ELECTRIC

N° 4 positioners for horizontal cuts

N° 2 stop for vertical cuts




Electro welded frame



Phenolic coated bottom supports and lift-up rollers



Manual cutting execution



Automatic moving worktable

GABBIANI VS 42A

Automatic moving worktable: PNEUMATIC

N° 4 positioners for horizontal cuts

N° 2 stop for vertical cuts




Electro welded frame



Phenolic coated bottom supports and lift-up rollers



Automatic cutting execution



Automatic moving worktable

TECHNICAL FEATURES OVERVIEW

TECHNOLOGICAL ADVANTAGES

VERTICAL PANEL SAW WITH INDEPENDENT MOTORS FOR MAIN BLADE AND SCORER WITH MECHANICAL PLUNGING



Metric scale for horizontal cutting dimensions (std v, vs, vsi)



Vertical movement of the saw carriage on linear guides

2 different movements of the worktable:

- Electric
- Pneumatic



Sliding support for narrow pieces (opt v, vs, vsi)



Repeat cutting device for horizontal cuts (opt v, vs, vsi)

vsi




Saw carriage with independent motors for main blade and scoring blade



Digital horizontal measuring display (opt v, vs, vsi)



Lift-up rollers (std v, vs, vsi)

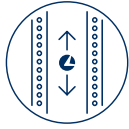


Additional stop (opt v, vs, vsi)

AVAILABLE MODELS

GABBIANI VSI

Standard equipment



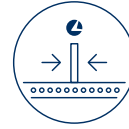
Sliding of saw carriage on linear guides



Independent motor for scoring unit



Tilting bar to support small panels



Sliding support for narrow pieces

GABBIANI VSI 32E

Automatic moving worktable ELECTRIC

N° 4 positioners for horizontal cuts
N° 1 stop for vertical cuts

Scoring unit Ø 80mm, with independent motor with mechanical plunging



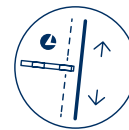
Electro welded frame



Phenolic coated bottom supports and lift-up rollers



Manual cutting execution



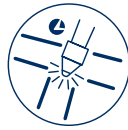
Automatic moving worktable

GABBIANI VSI 42E

Automatic moving worktable ELECTRIC

N° 4 positioners for horizontal cuts
N° 2 stops for vertical cuts

Scoring unit Ø 80mm, with independent motor with mechanical plunging



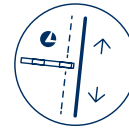
Electro welded frame



Phenolic coated bottom supports and lift-up rollers



Manual cutting execution



Automatic moving worktable

GABBIANI VSI 42CSH

Automatic moving worktable PNEUMATIC

Clamping system for lifting panels up to 120 kg

N° 4 positioners for horizontal cuts
N° 2 stops for vertical cuts

Scoring unit Ø 80mm, with independent motor with mechanical plunging



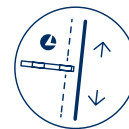
Electro welded frame



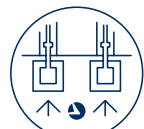
Phenolic coated bottom supports and lift-up rollers



Manual cutting execution



Automatic moving worktable



Clamping system

GABBIANI VSI 42ACSH

Automatic moving worktable PNEUMATIC

Clamping system for lifting panels up to 120 kg

N° 4 positioners for horizontal cuts
N° 2 stops for vertical cuts

Scoring unit Ø 80mm, with independent motor with mechanical plunging

Panels sliding by means of lift-up rollers

Pneumatic locking of the carriage for horizontal cuts



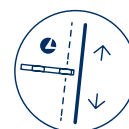
Electro welded frame



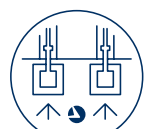
Phenolic coated bottom supports and lift-up rollers



Manual cutting execution



Automatic moving worktable



Clamping system

GABBIANI VSI 42A

Automatic moving worktable PNAUMATIC
Automatic VERTICAL and HORIZONTAL positioning and cutting
Pneumatic locking of the carriage
N° 4 positioners for horizontal cuts
N° 2 stops for vertical cuts
Scoring unit Ø 80mm, with independent motor with mechanical plunging
Panels sliding by means of lift-up rollers



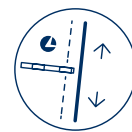
Electro welded frame



Phenolic coated bottom supports and lift-up rollers



Automatic cutting execution



Automatic moving worktable

GABBIANI VSI 42AT

Automatic moving worktable PNAUMATIC
Automatic VERTICAL and HORIZONTAL positioning and cutting
Manual rotation of the saw blade unit
End-panel limit switch
Scoring unit Ø 80mm, with independent motor with mechanical plunging
Control panel with monitor
Programming system for horizontal cutting
Automatic movement and locking of the carriage for horizontal cuts
Automatic selection of reference point either to base blocks or small pieces tilting bar
Panels sliding by means of pneumatic lift-up rollers



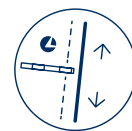
Electro welded frame



Phenolic coated bottom supports and lift-up rollers



Automatic cutting execution



Automatic moving worktable



Touch screen monitor to guide the cutting

ADVANCED MODELS

GABBIANI VSI 42 CSH/ACSH

General features:

- Cutting inversion, which normally takes place from top to bottom, in this machine is reversible, thus making it possible to cut from bottom to top as well.
- Clamps capable of lifting panels up to 120 kg



TECHNICAL DATA		
Max length of horizontal cut	mm	4200
Max length of vertical cut	mm	4200 *4100 with Electronic vertical measuring display**
Max height of vertical cut	mm	2200
Max height of horizontal cut	mm	2030 2080 with clamps
Max cutting thickness	mm	35 60 with clamps
Motor power	kW (HP)	3,7 (5)
Blade diameter	mm	250
Rotating speed	rpm	5300

In the ACSH version the machine is equipped with a touch screen operator panel that allows visualization of the horizontal cutting dimensions and offers support to the operator during the cutting phases. As in all semiautomatic machines in the range, vertical and horizontal cuts are performed automatically.

GABBIANI VSI 42 AT

General characteristics:


- Automatic vertical and horizontal cutting
- Manual rotation of the saw blade unit
- Adjustable feeding speed by inverter
- Automatic selection of horizontal reference point
- Pneumatic insertion of the saw blade
- Pneumatic locking of the carriage for horizontal cuts
- Diagnostic program and alarm function
- Programming system for horizontal cutting

TECHNICAL DATA		
Max length of horizontal cut	mm	4200
Max length of vertical cut	mm	4200 *4100 with Electronic vertical measuring display"
Max height of vertical cut	mm	2200
Max height of horizontal cut	mm	2080
Max cutting thickness	mm	60
Motor power	kW (HP)	4,5 (6)
Blade diameter	mm	250
Rotating speed	rpm	5300



Touch screen cutting optimizer

The **ONLY MACHINE** that meets the characteristics of **INDUSTRY 4.0**



SYSTEMIC APPROACH



INTEGRATED TECHNOLOGIES 4.0



SKILLS 4.0

AVAILABLE OPTIONS



Sliding support for narrow pieces

Digital vertical measuring display



Digital horizontal measuring display

gabbiani v vs vsi range

vertical panel saws




Repeat cutting device for horizontal cuts

Side dust conveyor




Vertical stop

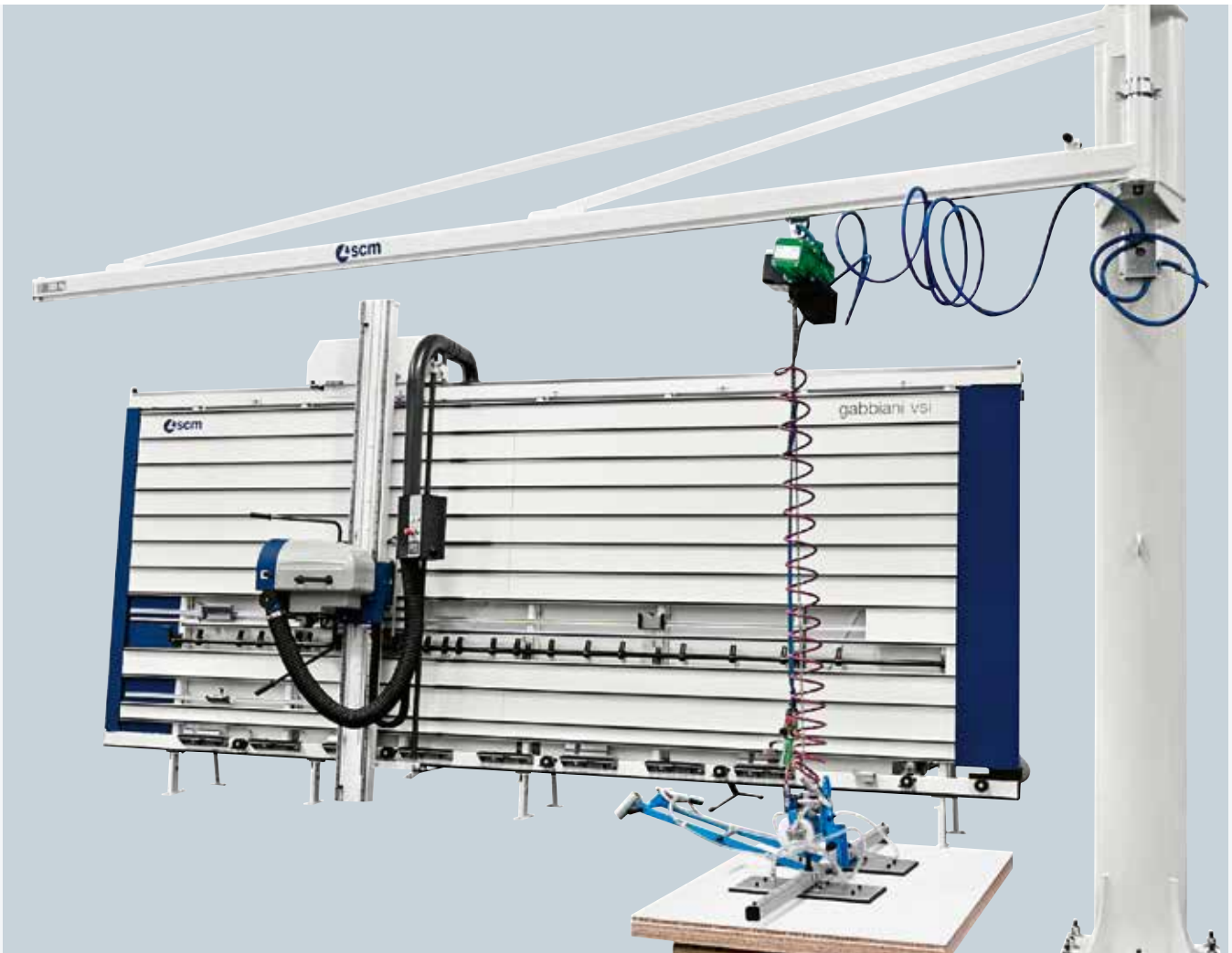
AVAILABLE OPTIONS



Posi-system:
electronic stop for
vertical cuts



Kit System Eco
Dust collection
management
system

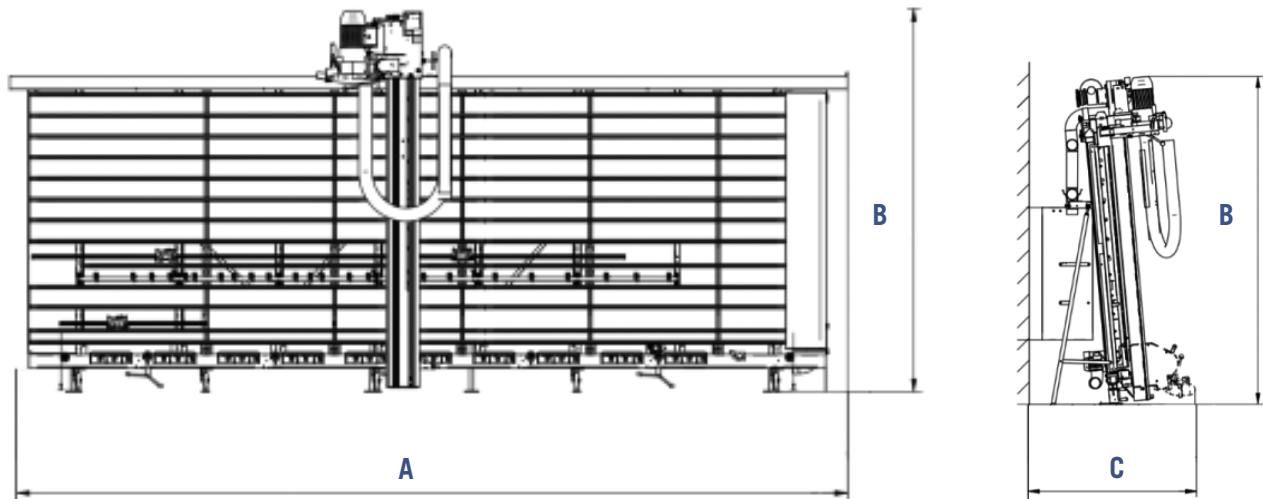


The machines can be combined with the Lifter to facilitate the loading of large panels so that the machine can be used without the use of a second operator

OTHER OPTIONS

- Additional stop
- Short pieces cutting device
- Depth stop
- Depth stop complete with pressure adjustment kit
- Wall version
- Wall options
- Corian Kit
- Scoring Unit with 2 Widia blades
- Inclined cutting device

OVERALL DIMENSIONS



GABBIANI V (mm)

	A	B	C
2500x1600x60	3725	2334	1500
3200x1900x60	4630	2640	1500
4200x2200x60	5600	3010	1500
5300x2200x80	6550	3000	1500

GABBIANI VS (mm)

3200x1900x60	4630	2640	1500
4200x2200x60	5600	3010	1500

GABBIANI VSI (mm)

3200x1900x60	4630	2640	1500
4200x2200x60	5600	3010	1500
5300x2200x80	6550	3000	1500

GABBIANI V

TECHNICAL DATA		V25	V32	V42	V53
Max length of horizontal cut	mm	2500	3200	4200	5300
Max length of vertical cut	mm	2200	3200	4200	5200
Max height of vertical cut	mm	1600	1900	2080	2200
Max height of horizontal cut	mm	1400	1700	2080	2100
Max cutting thickness	mm	60	60	60	80
Worktable movement		Manual	Manual	Manual	
		Electric	Electric	Electric	Electric
				Pneumatic	Pneumatic

SAWBLADE CARRIAGE

Motor power	kW (HP)	3,7 (5)	3,7 (5)	3,7 (5)	5,6 (7,5)
Blade diameter	mm	250	250	250	300
Rotating speed	rpm	5300	5300	5300	5000
Mechanical positioners for horizontal cuts		4	4	4	4
Stops for vertical cuts		1	1	1	2

GABBIANI VS			
TECHNICAL DATA		VS32	VS42
Max length of horizontal cut	mm	3200	4200
Max length of vertical cut	mm	3200	4200
Max height of vertical cut	mm	1900	2080
Max height of horizontal cut	mm	1700	2080
Max cutting thickness	mm	60	60
Worktable movement		Manual	Manual
		Electric	Electric
			Pneumatic
SAWBLADE CARRIAGE			
Motor power	kW (HP)	3,7 (5)	3,7 (5)
Blade diameter	mm	250	250
Rotating speed	rpm	5300	5300
Mechanical positioners for horizontal cuts		4	4
Stops for vertical cuts		1	1





GABBIANI VSI			
TECHNICAL DATA		VSI32	VSI42
Max length of horizontal cut	mm	3200	4200
Max length of vertical cut	mm	3200	4200
Max height of vertical cut	mm	1900	2080
Max height of horizontal cut	mm	1700	2080
Max cutting thickness	mm	60	60
Worktable movement		Electric	Electric
			Pneumatic
SAWBLADE CARRIAGE			
Motor power	kW (HP)	3,7 (5)	3,7 (5)
Blade diameter	mm	250	250
Rotating speed	rpm	5300	5300
Mechanical positioners for horizontal cuts		4	4
Stops for vertical cuts		1	1

WE'LL GO THE EXTRA MILE FOR YOU



SCM OFFERS A FULL RANGE OF **HIGHLY SPECIALISED SERVICES** WITH A QUALITY AND RELIABILITY THAT STEM FROM OVER 65 YEARS OF EXPERIENCE IN THE INDUSTRY.

From installation and production start-up to services and maintenance. From training to the supply of specific original spare parts: **we provide solutions designed around you!**

 <p>SERVICE AND MAINTENANCE</p> <ul style="list-style-type: none"> • Remote support • Scheduled maintenance contracts • Warranty extension 	 <p>TRAINING SERVICE</p> <ul style="list-style-type: none"> • Courses for machine operators • Software and programming courses • Training in production start-up
 <p>SPARE PARTS</p> <ul style="list-style-type: none"> • Recommended spare parts list • E-shop • Interactive spare-parts catalogues • Repairs on electronic parts, glue tanks and electro-spindles 	 <p>DIGITAL SERVICES</p> <ul style="list-style-type: none"> • Maestro Connect - IoT platform to be constantly connected with your machines • Smartech - assistance with augmented reality • My Scm portal - opening of service ticket and single point of access to the apps and Services tools

CONTACT

SCM SERVICE

via Emilia 77 - 47921 Rimini - Italy
 tel. +39 0541 700100
 scmsservice@scmgroup.com
 www.scmwood.com

SCM SPAREPARTS

Via Casale, 450 - 47826 - Villa Verucchio (RN) - Italy
 tel. +39 0541 674111
 spareparts@scmgroup.com
 www.scmwood.com



THE STRONGEST WOOD TECHNOLOGIES ARE IN OUR DNA

SCM. A HERITAGE OF SKILLS IN A UNIQUE BRAND

Over 65 years of success gives SCM the centre stage in woodworking technology. This heritage results from bringing together the best know-how in machining and systems for wood-based manufacturing. SCM is present all over the world, brought to you by the widest distribution network in the industry.

65+ years history

3 main production sites in Italy

300.000 square metres of production space

20.000 machines manufactured per year


90% export

20 foreign branches

400 agents and dealers

500 support technicians

500 registered patents



In SCM's DNA also strength and solidity of a great Group. The SCM Group is a world leader, manufacturing industrial equipment and components for machining the widest range of materials.

SCM GROUP, A HIGHLY SKILLED TEAM EXPERT IN INDUSTRIAL MACHINES AND COMPONENTS

INDUSTRIAL MACHINERY

Stand-alone machines, integrated systems and services dedicated to processing a wide range of materials.



WOODWORKING TECHNOLOGIES



TECHNOLOGIES FOR PROCESSING
COMPOSITE MATERIALS, ALUMINIUM,
PLASTIC, GLASS, STONE, METAL

INDUSTRIAL COMPONENTS

Technological components for the Group's machines and systems, for those of third-parties and the machinery industry.



SPINDLES AND
TECHNOLOGICAL
COMPONENTS



ELECTRIC PANELS



METALWORK



CAST IRON



SCM GROUP SPA
via Casale 450 - 47826 Villa Verucchio, Rimini - Italy
tel. +39 0541 674111 - scm@scmgroup.com
www.scmwood.com



00L0694132A